





## Dual Display for Weighing and Counting with the **2240 Counting Scale**



***Battery is Readily Available,  
Easily Replaced, and  
Provides 9 Hours of Operation***

Simply slide the optional battery into the compartment, close the door and you're ready to count anywhere. The battery monitor signals when it's time to recharge. Just plug in the power cord and the 2240 does the rest.

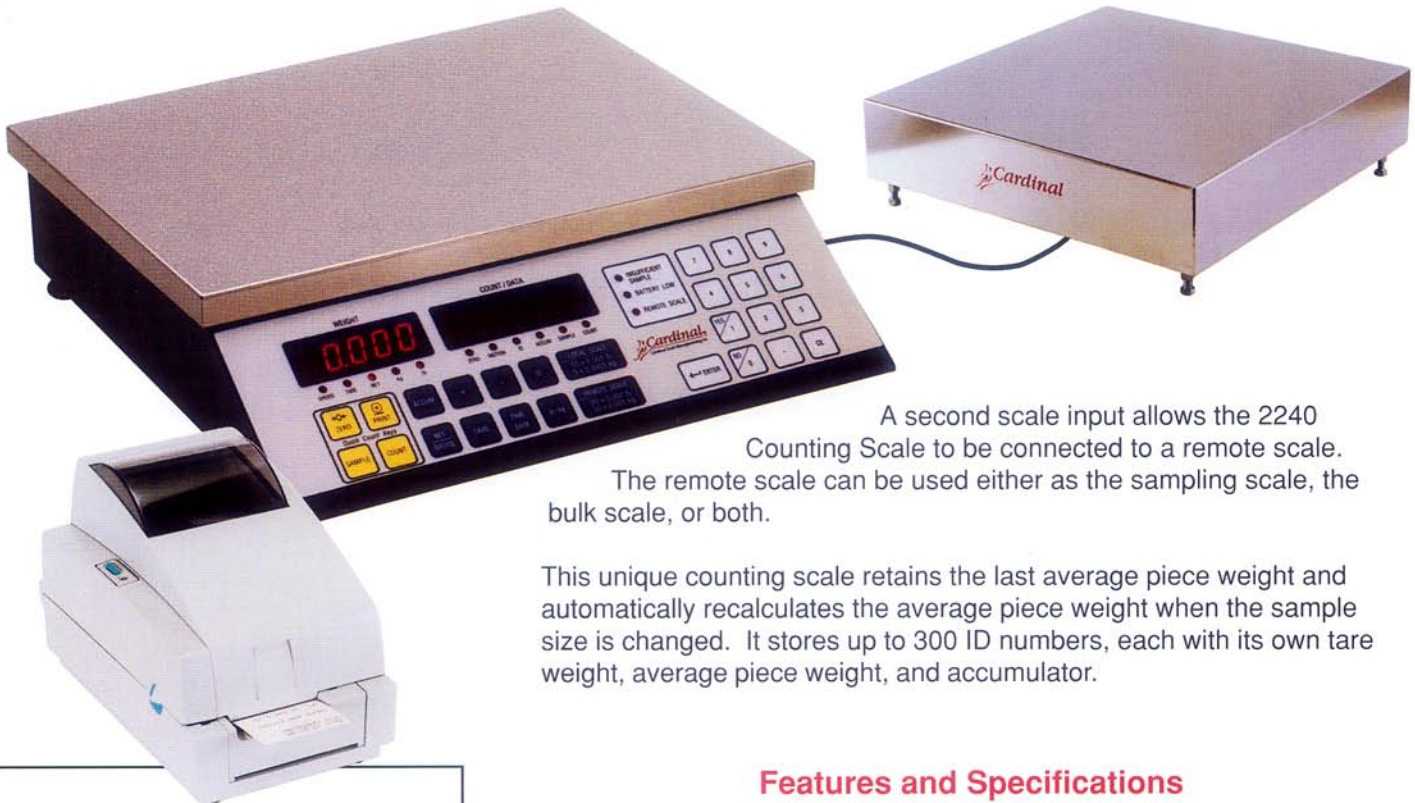
- **Second scale input standard with dual display for count and weight**
- **“QuickCount” for simplified operation**

An important feature of the 2240 is the two separate displays; one for weight, the other for piece count and data input. This means that both weight and count can be viewed simultaneously.

The “QuickCount” feature incorporates four, brightly colored “QuickCount” keys that are centrally grouped for accessibility. This provides fast and easy basic counting operations with the COUNT, SAMPLE, ZERO and PRINT keys.







A second scale input allows the 2240 Counting Scale to be connected to a remote scale. The remote scale can be used either as the sampling scale, the bulk scale, or both.

This unique counting scale retains the last average piece weight and automatically recalculates the average piece weight when the sample size is changed. It stores up to 300 ID numbers, each with its own tare weight, average piece weight, and accumulator.

## P220 Label Printer

This optional label printer can be easily installed and configured. It prints ID number, count, time, date, gross, tare, net weight and units. It can also record bar codes.

Date 10-27-99

P/N 123456789



123456789

COUNT 400 PIECES



400

WT 10.234 G lb



10.234

ACTUAL SIZE LABEL

## Features and Specifications

- Dual-scale operation
- Printer output connector
- Time and date
- Average piece weight and display
- Keyboard tare
- 300 12-digit ID numbers
- Memory retains average piece weight, accumulator, and identification
- Optional sealed lead-acid battery
- "QuickCount" keys for ease of basic counting functions
- Automatic recalculation of average piece weight
- Automatic selection of remote scale

Display: 5 -digit 1/2" high, red LED

Display resolution: 1 part in 10,000

Internal resolution: 1,000,000

Count capacity: 999,999 pieces

Lb/Kg conversion: Switch-selectable

Size: 4"H x 14 1/2"W x 12"D

Operating temperature: 14° - 104°F (-10° - 40°C)

Calibration: Digital

Power: 90/230 VAC, 50/60 Hz

Model	Platform Size	Capacity	Metric Capacity
2240-5	6" round	5 lb x .0005lb	2 kg x .0002
2240-10	8.25" x 14.5"	10 lb x .001 lb	4.54 kg x .0005 kg
2240-20	8.25" x 14.5"	20 lb x .002 lb	10 kg x .001 kg
2240-50	8.25" x 14.5"	50 lb x .005 lb	20 kg x .002 kg
2240-100	8.25" x 14.5"	100 lb x .01 lb	45.4 kg x .005

Cardinal Scale reserves the right to improve, enhance or modify features and specifications without prior notice.



P.O. Box 151, Webb City, MO 64870 USA

Pb: 417-673-4631 or 1-800-441-4237 Fax: 417-673-5001

Visit our Web site at <http://www.cardet.com>

Sold By: