









Model OCS-ER Calibration

1 → press  twice,  show, Input password 8416 

2 → press hold key  one time,  show


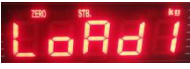
→ press hold key  one time,  show

→ press hold key  one time,  show

→ press hold key  one time, full capacity show, for example  show
(OCS-S1, full capacity is 1000kg)



→ press hold key  one time,  show

→ press hold key  one time,  (zero inner code), when number is stable, start to next step


→ press hold key  one time,  show

3 Load weight

4 press hold key  one time,  show, input calibration weights weight, for example 

5 press hold key  one time,  show. (the number is loaded weights inner code value)。

6 press hold key  one time,  show.

7 press  one time, quit calibration. At the moment, the display show loaded weights weight.