
INSTRUCTION MANUAL

DIGITAL PERSONAL SCALE 520B SERIES



THANK YOU FOR YOUR PURCHASE.

Please do read the user manual carefully and thoroughly so as to ensure the safe usage of this product, and keep the manual well for further reference in case you have problems.

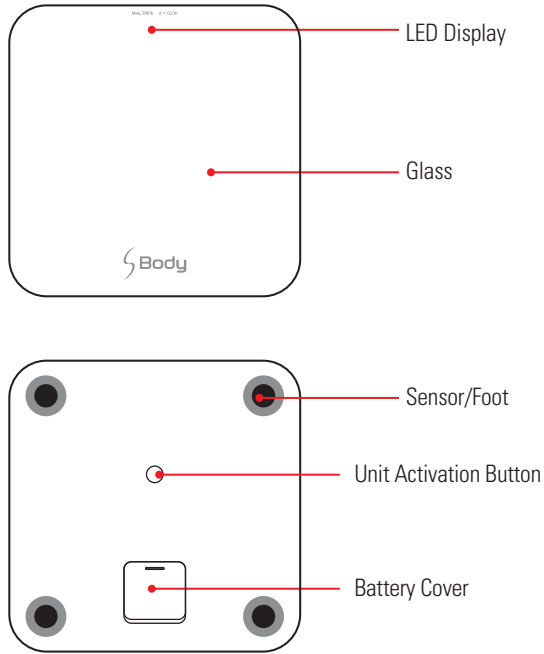
IMPORTANT SAFETY PRECAUTIONS:

1. **Never place the scales on carpet or on uneven floor.**
2. The scales are not waterproof, never immerse the scales in water.
To clean the surface, use a damp cloth or a glass cleaner. Do not use soap or other chemicals.
Please keep the scales away from water, heat and extreme cold.
3. The scales are a high precision measuring device. Never jump or stamp on the scales or disassemble.
Please handle the scales carefully to avoid breakage.
4. Remove the batteries if the scales are not being used for a long period of time.
5. Please check the batteries if the scale malfunction. Change to new batteries if required.
6. Please remove insulating strip on the batteries before use.
7. If batteries leak, change them immediately they may damage the scales.
8. To ensure weighing accuracy, when the scales are first used please place them on an even surface and wait at 10 seconds before stepping on the scales. This also applies if the scales are moved.
9. To ensure accuracy, we suggest you take your measurements at the same time every day.

GENERAL INSTRUCTIONS

The Digital Personal Scale applies SENS ON technology. It's not necessary to turn on or turn off the scale, just stand on the scale for measurement. It is delicate and trendy, convenience for using.

DEVICE COMPONENTS



INTENDED USE

The Digital Personal Scale is intended only for usage at home.

WHAT IS INCLUDED?

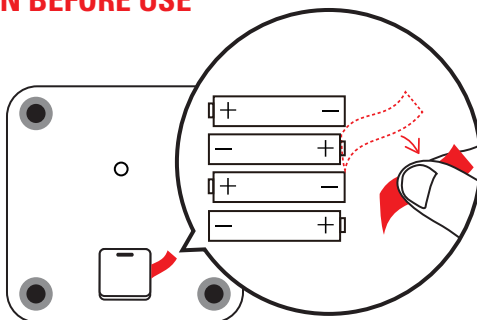
The Digital Personal Scale box includes:

- S Body Digital Personal Scale
- 4 x AAA Batteries(1.5V each)
- Instruction Manual

LED DISPLAY



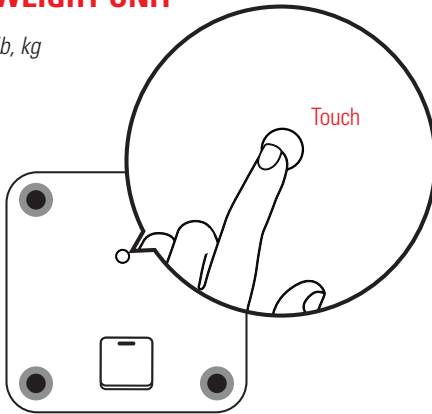
PREPARATION BEFORE USE



Note: Remove insulating strip beneath the batteries in the battery holder at the back on the scale.

To SET WEIGHT UNIT

Two units: *lb, kg*



To change the UNIT measurement please touch the round point of the bottom of scale.

START USING

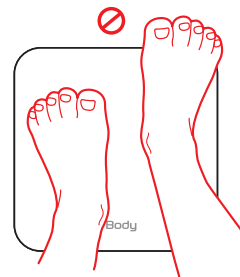
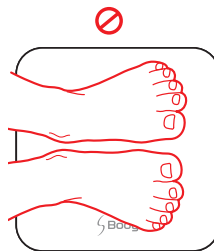
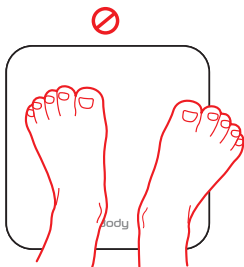
Set each foot on each side of the center point naturally as show below:

Correct!



Note: To ensure the accuracy please stand on the scale with the right posture.

Place the scales on solid and flat ground.



SPECIFICATIONS

Product Name	S Body-520B Series
Body Color	White, Pink, Green, Blue
Dimension(W x D x H)	11.96 x 11.96 x 0.86inch / 304 x 304 x 22mm
Net Weight	4.1lb / 1.9kg (Including the battery)
Display	Highlight LED (3.15 x 1.22inch / 80 x 31mm)
Measurement Weight Unit	lb (Pounds) / kg (Kilograms)
Measurement Range	11lb ~ 396lb / 5kg ~ 180kg
Division	0.2lb / 0.1kg
Accuracy	0.2lb / 0.1kg
Working Environment	32°F ~ 104°F / 0°C ~ 40°C Humidity: ≤ 90% RH
Storage Environment	-4°F ~ 140°F / -20°C ~ 60°C
Power Source	6V (4 x AAA size Batteries)
Auto-ON	SENSE ON Technology
Auto-OFF	After 10 seconds while showing 0.0 About 15 seconds after the weight data is locked

About the Accuracy of This Product

- This product passed strict inspection before delivery and therefore its accuracy is guaranteed the manufacture. Please refer to the above table for the descriptions on accuracy.
- The typical service life of the new and unused batteries for AAA batteries is 4months measurements for the operation time for AAA batteries is 480 times.
- This product is specially designed for Digital Personal Scale as well as measurement. It should NOT be used by anyone during the process of transaction for verification of goods weight.



WARRANTY

Warrants its products free of defects in materials and workmanship in normal use for a period of ONE year from the date of retail purchase.

To ensure speedy handling of your issue, please email us for assistance.
Email: contact@visiontechshop.com



VISIONTECH
SHOP
www.VisionTechShop.com