



LOAD CELLS

- Environmentally-Sealed
- Precision Engineering
- VCAP Certified
- Wide Selection of Types



Model 50K-SCA



Model DB-750005

Model CB6-20KG

Model ZX-2500

By utilizing proprietary strain gauge and sensor materials, maintaining strict environmental controls, and adhering to a rigid quality program, Cardinal Scale has succeeded in producing a full line of strain gauge load cells which are recognized by OIML and NTEP.


THE GUARDIAN




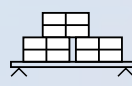



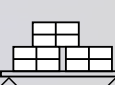

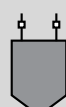
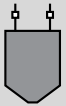
Lifetime Warranty

Lifetime Warranty on all SST load cells



Type	SST	SCA	DB	SB	SP	T
NTEP Approval	05-076	89-042	97-133	87-059		99-0
OIML Approval		R60/1991-DK-96.05	R60/1991-DK-99.01	R60/1991-DK-97.02		R60/1991
Accuracy Class	IIIL 10000	IIIL 10000 / C3	IIIL 10000 / C3	III 5000 / C3 IIIL 10000	C3	III 5000 / C3
Rated Output	Hydraulic	2mV/V	2mV/V	2mV/V	2mV/V	1.8mV/V
Protection Class	IP-68	IP-68	IP-68	IP-68	IP-65	IP-65
Material	Stainless Steel	Stainless Steel	Stainless Steel	Stainless Steel	Aluminum or *Stainless Steel	Stainless Steel
Nominal Load	*2,500lb/1,134kg *5,000lb/2,268kg *10,000lb/4,536kg 25,000lb/11,340kg 50,000lb/22,700kg 75,000lb/34,020kg 100,000lb/45,360kg 200,000lb/90,720kg (not legal for trade)	50,000lb/22,700kg 100,000lb/45,350kg 120,000lb/54,430kg 200,000lb/90,720kg	35,000lb/15,870kg 50,000lb/22,700kg 75,000lb/34,000kg	2,500lb/1,135kg 5,000lb/2,270kg 10,000lb/4,535kg 20,000lb/9,070kg	6lb/3kg 10lb/5kg 15lb/7kg 25lb/12kg 50lb/23kg 100lb/45kg *200lb/90kg *300lb/136kg *500lb/225kg *1,000lb/455kg	1,000lb/453kg 2,500lb/1,134kg 4,000lb/1,814kg
Application						
Description	Guardian® hydraulic load cell	High performance compression load cell for high capacity weighing	Double ended shear beam cell for high capacity applications	Rugged high capacity beam cell for high capacity applications	Fabricated from aircraft-quality aluminum or stainless steel	High to high capacity hopper




B	LFB	TSP	TSSP	CB	ZX	Z
018		97-136		96-091	92-192	88-166
-DK-97.03	R60/1991-DK-00.02	R60/1991-DK-97.01	R60/1991-NL-00.02	R60/1991-DK-96.04		
000 / 3	C3	III 5000 / C3 / C4	C3	III 4000 / C3 / C4	III 5000 / III L 10000	III 5000/3000 III L 10000
mV/V	2mV/V	2mV/V	2mV/V	2mV/V	3mV/V	2mV/V
67	IP-67	IP-65	IP-65	IP-68	IP-68	IP-67
ss Steel	Stainless Steel	Aluminum	Stainless Steel	Stainless Steel	Stainless Steel	Aluminum
/455kg 1,135kg 1,815kg	250lb/115kg 550lb/250kg 1,100lb/550kg 2,750lb/1,250kg	*10lb/5kg *15lb/7kg 20lb/10kg 35lb/15kg 45lb/20kg 65lb/30kg 110lb/50kg 220lb/100kg *(not legal for trade)	45lb/20kg 110lb/50kg 160lb/75kg 220lb/100kg 440lb/200kg	*20lb/10kg 40lb/20kg 75lb/35kg 110lb/50kg 190lb/85kg 200lb/100kg 400lb/200kg *(not legal for trade)	250lb/115kg 500lb/225kg 1,000lb/455kg 2,500lb/1,135kg 3,000lb/1,360kg 5,000lb/2,270kg 10,000lb/4,535kg 15,000lb/6,800kg 20,000lb/9,070kg	50lb/23kg 100lb/45kg 250lb/115kg 500lb/225kg 1,000lb/455kg
 	 		 		 	
medium floor and scales	Smaller profile for medium capacity floor and bench scales	Ideal for small retail scales and bench scales	High performance cell for bench scales and medical scales	Ideal for wash-down applications including floor and bench scales	High performance tension load cell	Cost-effective tension load cell

LOAD CELLS




Cardinal's load cell production facility employs the latest technology and was built for one purpose - to provide you with the **best load cells available**.




Cardinal load cells are produced by automated CNC machines, assuring **accuracy and uniformity**.



Strain gauges are produced under strict clean room conditions. **Cardinal is the only U.S. load cell manufacturer to produce all of their own strain gauges.**



Continuous monitoring of the load cell manufacturing process ensures uniformity among the finished product.



Cardinal utilizes several dead weight testers to verify load cell performance. The model SCA cell shown here is being **tested on equipment traceable to NIST.**

Cardinal Scale reserves the right to improve, enhance or modify features and specifications without prior notice. All registered trademarks are the property of their respective owners.

 **Cardinal**[®]
Cardinal Scale Manufacturing Co.
203 E. Daugberty, Webb City, MO 64870 USA
Ph: 417-673-4631 or 800-441-4237 • Fax: 417-673-5001
www.CardinalScale.com

SOLD BY:

ISO
REGISTERED 9001