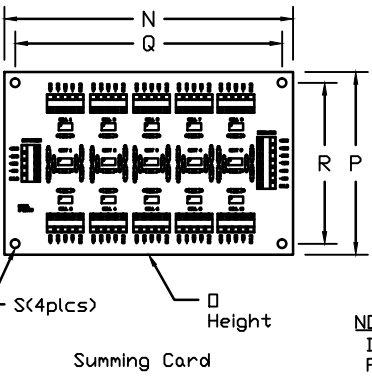
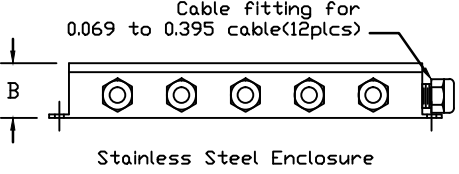
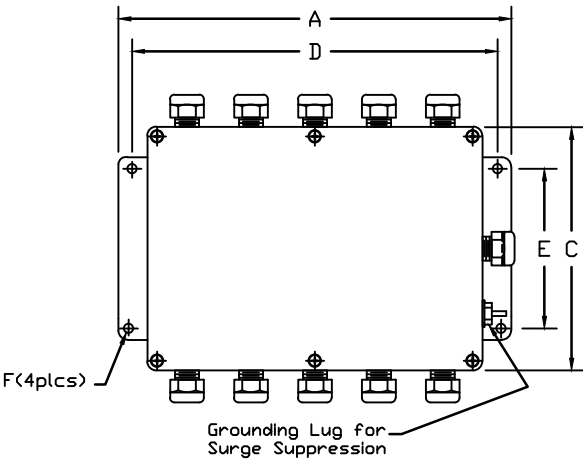


REVISIONS								
ZONE	LTR.	DESCRIPTION	DATE	ECN	BY	CKD	APVD	
-	-	INITIAL RELEASE	10/01/08	-	-	-	-	-
3C	A	Removed FP-10AS, and FP-10AS-SP	7/25/12	-	FR	AA	AA	
3A	B	Removed Fiberglass	10/29/12	-	FR	AA	AA	

MODEL	PART NUMBER	DESCRIPTION
10	SS-10AS	MODEL 10 STAINLESS STEEL SUMMING BOX COMPLETE (SIGNAL TRIM)
	SS-10AS-SP	MODEL 10 STAINLESS STEEL SUMMING BOX COMPLETE (SIGNAL TRIM) W/SURGE PROTECTION
	PN 2000-53	GROUNDING PLATE FOR METAL CONDUIT INPUTS

TECHNICAL SPECIFICATIONS:

- MODEL: 10
- NUMBER OF LOAD CELL INPUTS: 10
- LOAD CELL TRIM RANGE: SIGNAL TRIM
350 OHM LOAD CELLS: 3%
700 OHM LOAD CELLS: 5%
- LIQUID TIGHT STRAIN RELIEFS: 11
- STRAIN RELIEF CABLE RANGE: 0.069 TO 0.395 INCHES
- ALL CONNECTIONS VIA SCREW TERMINAL BLOCKS



10	DIMENSIONS					
	A	B	C	D	E	F
STAINLESS STEEL	10.75	1.87	6.50	10.00	4.37	0.25
	N	Q	P	Q	R	S
SUMMING CARD	8.00	0.75	5.00	7.40	4.25	0.14

NOTES:
INSTALL OPTIONAL GROUNDING PLATE FOR CONDUIT INPUTS.

	THIS DRAWING USES THIRD ANGLE PROJECTION	APPROVALS	DATE	COTI GLOBAL SENSORS, INC. MODEL 10 10 CHANNEL SUMMING JUNCTION BOX
		DRAWN: MTSI	10/01/08	
CHECKED: MB	10/01/08			
ENGINEER: AA	10/01/08			
APPROVED: AA	10/01/08	MATERIAL	STAINLESS STEEL	SCALE
TOLERANCES UNLESS OTHERWISE SPECIFIED .XX±.01 .XXX±.005 FRACTIONS±1/16" ANGLES: ±1/2°				SIZE
THIS DOCUMENT CONTAINS PROPRIETARY INFORMATION AND SUCH INFORMATION MAY NOT BE REPRODUCED OR DISCLOSED FOR ANY PURPOSE OR USED TO PRODUCE THE ARTICLE OR SUBJECT WITHOUT WRITTEN PERMISSION FROM COTI GLOBAL SENSORS, INC.				PART/DRAWING NO.
				DOD-10
				REV.
				B
				SHEET 1 OF 1

DO NOT ALTER WITHOUT AGENCY NOTIFICATION

4 3 2 1

D

C

B

A

D

C

B

A

4 3 2 1