



Australian Government

National Measurement
Institute

Bradfield Road, West Lindfield NSW 2070

Supplementary Certificate of Approval No S265A

Issued by the Chief Metrologist under Regulation 60
of the
National Measurement Regulations 1999

This is to certify that an approval for use for trade has been granted in respect of the

Weigh-Tronix Model WBP 1.25K Load Cell

submitted by Avery Weigh-Tronix Ltd
(formerly submitted by Salter Australia Pty Ltd)
Foundry Lane, Smethwick
West Midlands B66 2LP
United Kingdom.

NOTE: This Certificate relates to the suitability of the pattern of the instrument for use for trade only in respect of its metrological characteristics. This Certificate does not constitute or imply any guarantee of compliance by the manufacturer or any other person with any requirements regarding safety.

This approval has been granted with reference to document NMI R 60, *Metrological Regulation for Load Cells*, dated July 2004.

CONDITIONS OF APPROVAL

This approval becomes subject to review on 1 December **2016**, and then every 5 years thereafter.

Instruments purporting to comply with this approval shall be marked with approval number 'NSC S265A' and only by persons authorised by the submitter.

Instruments incorporating a component purporting to comply with this approval shall be marked 'NSC S265A' in addition to the approval number of the instrument.

It is the submitter's responsibility to ensure that all instruments marked with this approval number are constructed as described in the documentation lodged with the National Measurement Institute (NMI) and with the relevant Certificate of Approval and Technical Schedule. Failure to comply with this Condition may attract penalties under Section 19B of the National Measurement Act and may result in cancellation or withdrawal of the approval, in accordance with document NMI P 106.

The National Measurement Institute reserves the right to examine any instrument or component of an instrument purporting to comply with this approval.

The values of the performance criteria (maximum number of scale intervals etc.) applicable to an instrument incorporating the pattern approved herein shall be within the limits specified herein and in any approval documentation for the other components.

DESCRIPTIVE ADVICE

Pattern: approved 28 November 1996

- A Weigh-Tronix model WBP 1.25K load cell of 625 kg maximum capacity.

Variant: approved 28 November 1996

1. A model WBP 2.50K load cell of 1375 kg maximum capacity.

Technical Schedule No S265A describes the pattern and variant 1.

Variant: approved 21 August 1998

2. A model WBP 5.00K load cell of 2700 kg maximum capacity.

Technical Schedule No S265A Variation No 1 describes variant 2.

Variant: approved 21 May 1999

3. A model WBP 0.5K load cell of 270 kg maximum capacity.

Technical Schedule No S265A Variation No 2 describes variant 3.

Variant: approved 24 February 2011

4. WBL series load cells of certain capacities.

Technical Schedule No S265A Variation No 3 describes variant 4.

FILING ADVICE

Supplementary Certificate of Approval No S265A dated 13 September 1999 is superseded by this certificate, and may be destroyed. The documentation for this approval now comprises:

Supplementary Certificate of Approval No S265A dated 25 February 2011

Technical Schedule No S265A dated 6 June 1997 (incl. Table 1)

Technical Schedule No S265A Variation No 1 dated 22 October 1998
(incl. Table 2)

Technical Schedule No S265A Variation No 2 dated 13 September 1999
(incl. Table 3)

Technical Schedule No S265A Variation No 3 dated 25 February 2011 (incl.
Notification of Change and Note)

Notification of Change No 1 dated 7 February 2003

Figures 1 to 3 dated 6 June 1997

Figure 4 dated 25 February 2011

Signed by a person authorised by the Chief Metrologist
to exercise his powers under Regulation 60 of the
National Measurement Regulations 1999.



National Standards Commission

Pattern: TECHNICAL SCHEDULE No S265A
Weigh-Tronix Model WBP 1.25K Load Cell.

Submitter: Weigh-Tronix Ltd
20 Terracotta Drive
Blackburn VIC 3130.

1. Description of Pattern

A Weigh-Tronix model WBP 1.25K load cell of 625kg maximum capacity (Figure 1 and Table 1).

1.1 Method of Mounting

Mounting is to be in accordance with the manufacturer's instructions and as shown in Figures 2 and 3.

1.2 Markings

Each load cell shall carry the following markings, in the form shown at right:

Manufacturer's mark, or name written in full
Model number
Serial number
Pattern approval mark NSC No S265A
Maximum rated capacity Max kg

1. Description of Variant 1

A model WBP2.50K load cell of 1375 kg maximum capacity (Table 1).

TABLE 1

Type: WBP	1.25K	2.50K	
Maximum capacity	625	1375	kg
Maximum number of verification scale intervals	5000	3500	
Minimum value of verification scale interval	0.078	0.173	kg
Minimum dead load output return for multiple-range instruments (DR)	0.063	0.18	kg
Output rating (nominal)	2.0	2.0	mV/V
Input impedance (nominal)	350	350	Ω
Supply voltage (AC or DC)	10-20	10-20	V
Cable length (± 0.1 m)	1.8	2.2	m
Number of leads (plus shield)	4	4	

TECHNICAL SCHEDULE No S265A

VARIATION No 1

Pattern: Weigh-Tronix Model WBP 1.25K Load Cell



Submitter: Salter Weigh-Tronix Pty Ltd
20 Terracotta Drive
Blackburn VIC 3130.

1. Description of Variant 2

A Weigh-Tronix model WBP 5.00K load cell of 2700 kg maximum capacity (Table 2) approved for use with up to 3500 verification scale intervals.

1.1 Markings

Each load cell is marked with the following:

Manufacturer's mark, or name written in full	Weigh-Tronix
Model number	WBP 5.00K
Serial number
Pattern approval mark	NSC No S265A
Maximum capacity E_{max} kg

1.2 Table of Specifications

Specifications are given in Table 2.

TABLE 2

Type: Weigh-Tronix Model WBP 5.00K

Maximum capacity	2700 kg
Accuracy class	C
Maximum number of verification scale intervals	3500
Minimum value of verification scale interval	0.337 kg
Minimum dead load output return value (DR)	0.35 kg
Output rating (nominal)	2.42 mV/V
Input impedance (nominal)	352 Ω
Supply voltage (AC or DC)	10 to 20 V
Cable length (± 0.1 m)	2 m
Number of leads (plus shield)	4

TECHNICAL SCHEDULE No S265A

VARIATION No 2

Pattern: Weigh-Tronix Model WBP 1.25K Load Cell



Submitter: Salter Weigh-Tronix Pty Ltd
20 Terracotta Drive
Blackburn VIC 3130.

1. Description of Variant 3

A Weigh-Tronix model WBP 0.5K load cell of 270 kg maximum capacity (Table 3) approved for use with up to 3500 verification scale intervals.

1.1 Markings

Each load cell is marked with the following:

Manufacturer's mark, or name written in full	Weigh-Tronix
Model number	WBP 0.5K
Serial number
Pattern approval mark	NSC No S265A
Maximum capacity E_{max} kg

1.2 Table of Specifications

Specifications are given in Table 3.

TABLE 3

Type: Weigh-Tronix Model WBP 0.5K

Maximum capacity	270 kg
Accuracy class	C
Maximum number of verification scale intervals	3500
Minimum value of verification scale interval	0.05 kg
Minimum dead load output return value (DR)	0.025 kg
Output rating (nominal)	2.417 mV/V
Input impedance (nominal)	350 Ω
Supply voltage (AC or DC)	10 to 20 V
Cable length (± 0.1 m)	1.7 m
Number of leads (plus shield)	4

TECHNICAL SCHEDULE No S265A

VARIATION No 3

Pattern: Avery Weigh-Tronix Model WBP 1.25K Load Cell

Submittor: Avery Weigh-Tronix Ltd
Foundry Lane, Smethwick
West Midlands B66 2LP United Kingdom

1. Description of Variant 4

The Weigh-Tronix WBL series load cells of certain models and capacities as listed below:

- (i) Model WBL 0.5K of 270 kg maximum capacity
- (ii) Model WBL 1.25K of 625 kg maximum capacity
- (iii) Model WBL 2.50K of 1375 kg maximum capacity
- (iv) Model WBL 5.00K of 2700 kg maximum capacity

The WBL series cells have the same specifications as the corresponding WBP model/capacity cells as described elsewhere in this approval (variants 1 to 3 and Tables 1 to 3).

The WBL series cells are mounted as shown in Figure 2 and have a threaded load application hole as shown in Figure 4 (#).

- (#) The markings shown in Figure 4 are NOT correct for Australia. Load cells must be marked in accordance with clause **1.2 Markings** in Technical Schedule No S265A dated 6 June 1997.

NOTIFICATION OF CHANGE

- A. In Technical Schedule No S265A dated 6 June 1997, in the Technical Schedule Variation No 1 dated 22 October 1998, and in the Technical Schedule Variation No 2 dated 13 September 1999, all references to the name and address of the submittor should be amended to read:



“Avery Weigh-Tronix
Foundry Lane, Smethwick
West Midlands B66 2LP United Kingdom”

- B. In Technical Schedule No S265A dated 6 June 1997, clause **1.2 Markings** should have the following footnote added:

“Note: The pattern approval mark should be in a form such as ‘NSC No S265A’ or ‘NMI S265A’, or just ‘S265A’, provided the marking is clear and unambiguous.”

NOTE

The date at which this approval becomes due for review has been amended following completion of a review.



National Standards Commission

12 Lyonpark Road, North Ryde NSW

Notification of Change

Supplementary Certificate of Approval No S265A

Change No 1

The following change is made to the approval documentation for the

Weigh-Tronix Model WBP 1.25K Load Cell

now submitted by Salter Australia Pty Ltd
20 Terracotta Drive
Blackburn VIC 3130.

1. In Supplementary Certificate of Approval No S265A dated 13 September 1999;
The Condition of Approval referring to the review of the approval should be amended to read:

“This approval becomes subject to review on 1 December 2006, and then every 5 years thereafter.”

Signed by a person authorised under Regulation 60 of the National Measurement Regulations 1999 to exercise the powers and functions of the Commission under this Regulation.



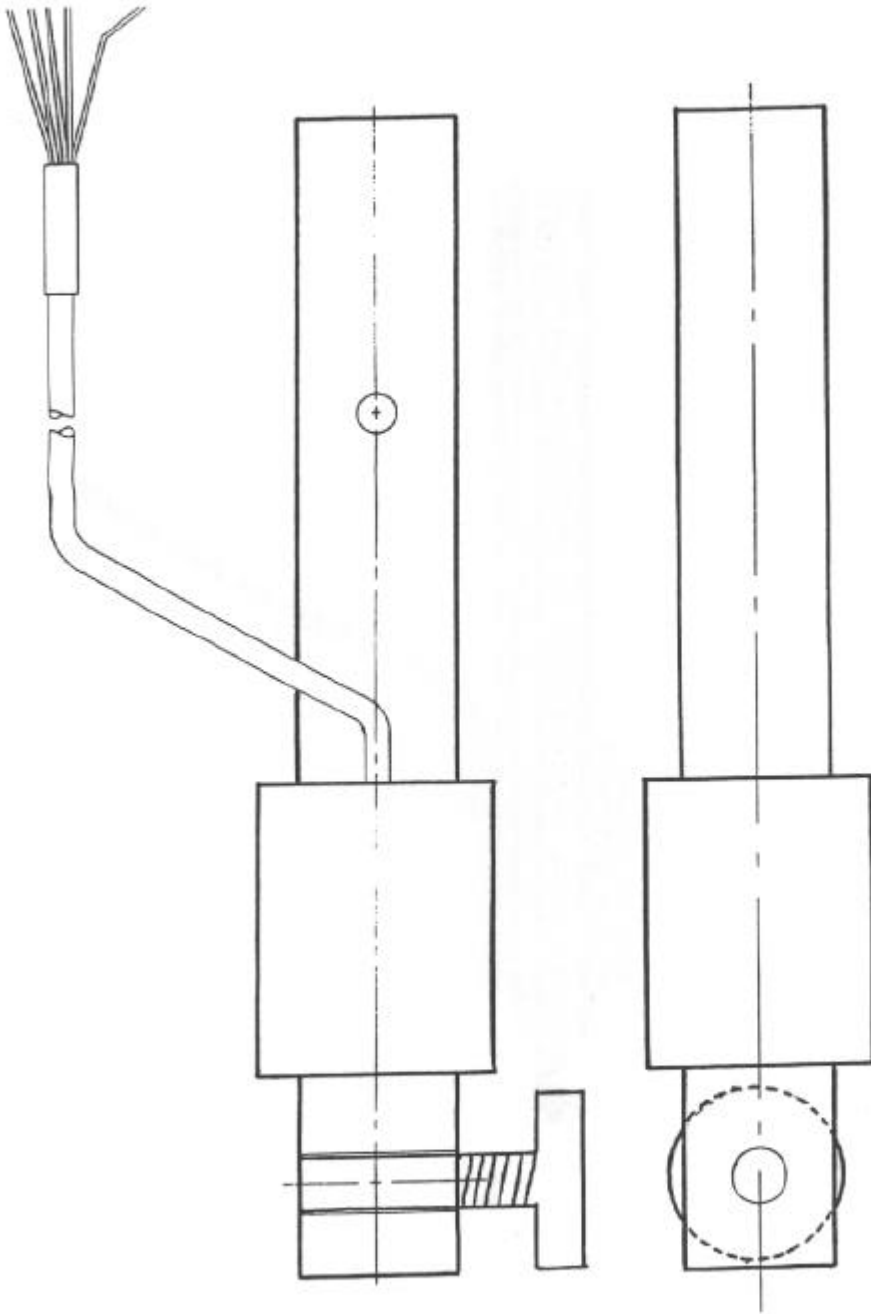


FIGURE S265A - 1



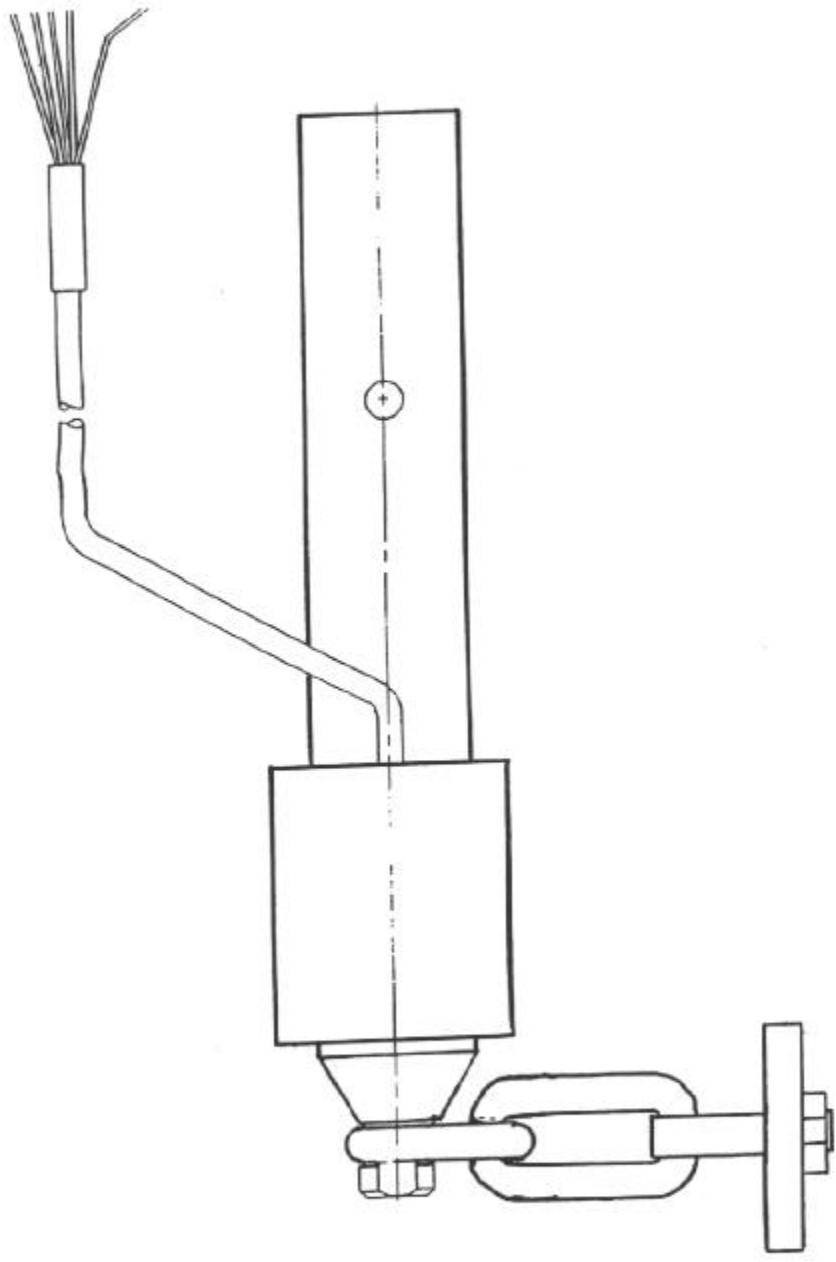
Weigh-Tronix Model WBP 1.25K Load Cell

FIGURE S265A - 2



Typical Mounting Method

FIGURE S265A - 3



Alternative Mounting Method

FIGURE S265A – 4



Weigh-Tronix Model WBL 1.25K Load Cell

(The markings shown above are NOT correct for Australia)