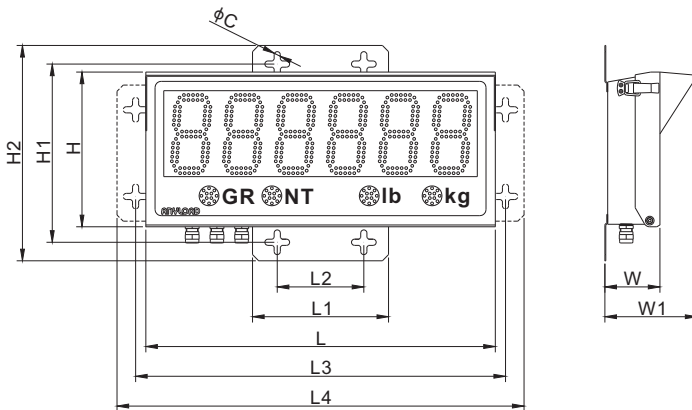


## Remote Display, 5" Standard Model



Bottom view



### DIMENSIONS

	C	H	H1	H2	L	L1	L2	L3	L4	W	W1
mm	10	250	288	348	565	220	140	598	658	89	149
inches	0.4	9.8	11.3	13.7	22.2	8.7	5.5	23.5	25.9	3.5	5.9

### SPECIFICATIONS

<b>Enclosure Material</b>	Powder Coated Mild Steel(IP65)	<b>Power Supply</b>	100-240VAC, 1.2A, 50/ 60Hz, UL approved
<b>Display</b>	6-digit, 7-segment, 125mm(5") LEDs	<b>Operating Temp.</b>	-40°C to 50°C (-40°F to 120°F)
<b>Display Visibility</b>	Max 75m(250ft) @1500mcd, 120° angle	<b>Box Ventilation</b>	Breather vent to avoid condensation
<b>Status Indication</b>	4 annunciators for GR, NT, lb and kg	<b>Input &amp; Output</b>	2 dry contact switches and 1 form C relay
<b>Communication</b>	Independent RS232, RS422 / 485, 20mA 300, 600, ..., 9600, ..., 38400, 57600 Baud	<b>Dimensions</b>	565mm X 250mm X 89mm 22.2" X 9.8" X 3.5"

### PART NUMBER

Part No.	Plug Type	Annunciators	Weight (kg) Approx.
808AH651-02.....	Type B	GR, NT, lb, kg.....	9.0
808AH651-02RCC.....	Type I	GR, NT, kg, t.....	9.0
808AH651-02RF.....	Type F	GR, NT, kg, t.....	9.0

### Features:

#### Great Visibility:

- Double-row discrete LED
- 6 digits, 5" height, 7 segment
- Wide viewing 120° angle
- Auto brightness adjustment
- Mirror display
- Grey front safety glass

#### Auto-Learn Technology:

- Automatically detect indicator string protocols
- Automatically set communication baud rates

#### Multiport Communication:

- Input: independent RS232, RS422, RS485, 20mA current loop (active or passive)
- Output: echo out and addressable multi display configuration
- Switch inputs and relay output to control traffic lights
- Lightning ESD protection for communication lines

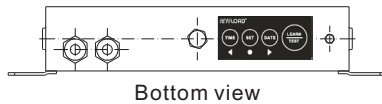
#### Service Friendly:

- Modular design
- External membrane keypad
- Hinged front cover
- Pivoting internal electronics plates
- Onboard diagnostic lights for trouble shooting
- 100~240VAC internal encapsulated UL/CSA power supply

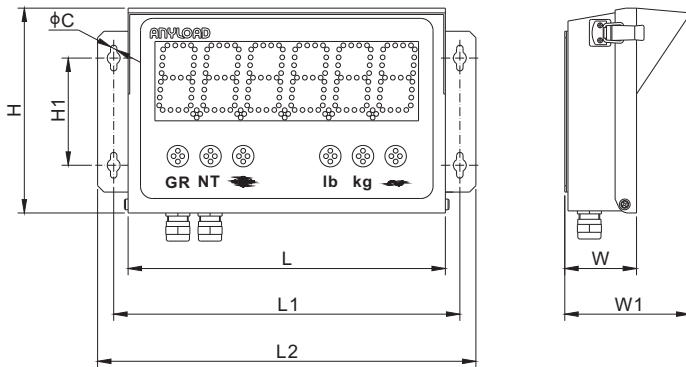
#### Rugged Enclosure:

- Weather proof powder coated mild steel enclosure
- Visor to protect from sun or rain shade
- Wall & Pole mount kit
- GORE® breather vent

## Remote Display, 2.5" Compact Model



Bottom view



### DIMENSIONS

	C	H	H1	L	L1	L2	W	W1
mm	6.0	191.0	100.0	296.0	323.0	353.0	67.0	116.8
inches	0.24	7.52	3.94	11.65	12.72	13.90	2.64	4.60

### SPECIFICATIONS

<b>Enclosure Material</b>	Powder Coated Mild Steel(IP65)	<b>Power Supply</b>	100-240VAC, 1.1A, 50/ 60Hz, UL approved
<b>Display</b>	6-digit, 7-segment, 65mm(2.6") LEDs	<b>Operating Temp.</b>	-40°C to 50°C (-40°F to 120°F)
<b>Display Visibility</b>	Max 25m(100ft) @1500mcd, 120° angle	<b>Box Ventilation</b>	Breather vent to avoid condensation
<b>Status Indication</b>	2 annunciators for Motion and Zero	<b>Input &amp; Output</b>	2 dry contact switches and 1 form C relay
<b>Communication</b>	Independent RS232, RS422 / 485, 20mA 300, 600, ..., 9600, ..., 38400, 57600 Baud	<b>Dimensions</b>	296mm X 191mm X 67mm 11.65" X 7.52" X 2.64"

### PART NUMBER

Part No.	Plug Type	Annumciators	Weight (kg) Approx.
808CH631-02.....	Type B	GR, NT, lb, kg.....	6.4
808CH631-02RCC.....	Type I	GR, NT, kg, t.....	6.4

### Features:

#### Great Visibility:

- Single-row discrete LED
- 6 digits, 2.5" height, 7 segment
- Wide viewing 120° angle
- Two levels brightness adjustment
- Mirror display
- Grey front safety glass

#### Auto-Learn Technology:

- Automatically detect indicator string protocols
- Automatically set communication baud rates

#### Multiport Communication:

- Input: independent RS232, RS422, RS485, 20mA current loop (active or passive)
- Output: echo out and addressable multi display configuration
- Switch inputs and relay output to control traffic lights
- Lightning ESD protection for communication lines

#### Service Friendly:

- Modular design
- External membrane keypad
- Menu driven setup function
- Hinged front cover
- Onboard diagnostic lights for trouble shooting
- 100~240VAC internal encapsulated UL/CSA power supply

#### Rugged Enclosure:

- Weather proof powder coated mild steel enclosure
- Visor to protect from sun or rain shade
- Wall mounting on the back
- GORE® breather vent