



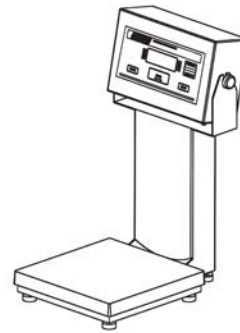
Doran Scales, Inc.

Atlas Series Scales

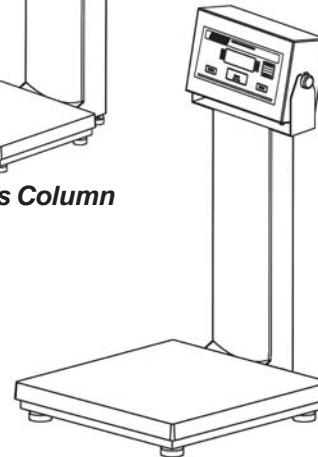
Doran Atlas Scales are rugged, one piece stainless steel scales, offered in 14", 20", or 30" high Atlas columns. Choose any Doran Indicator and one of our 6 base sizes to create a superior washdown scale just right for your task.

Features:

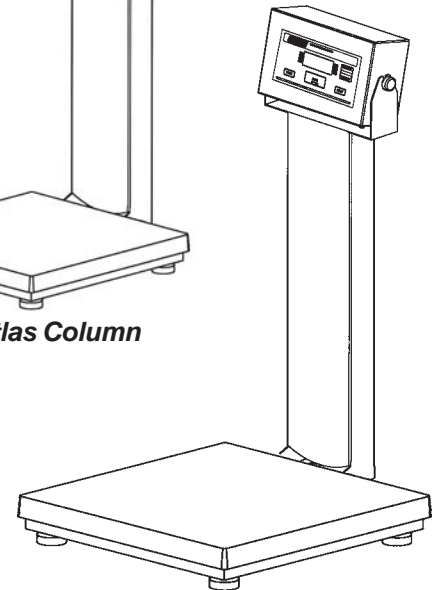
- Atlas Column available in 14", 20", or 30" Heights.
- 304 Stainless Steel Construction
- The open back design of the 6" wide column prevents the collection of water or debris.
- Two adjustable feet provide column support in addition to the four feet on the scale base.
- "Quad Spring" Shock Absorbing Design (Base Sizes 10" x 10" - 18" x 18")
- Legal For Trade (NTEP):
 Base Sizes 10" x 10" to 18" x 18" Class III 5000d
 Base Sizes 18" x 24" & 18" x 24" Class III 3000d



14" Atlas Column



20" Atlas Column



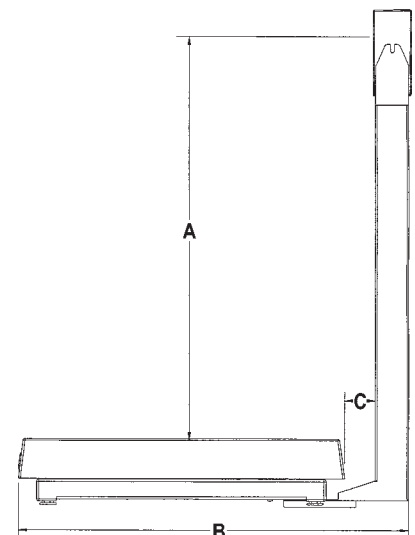
30" Atlas Column

Washdown Safe Indicators

- 8000XLM - Internal Rechargeable Battery Power
- 7000XLM - General Purpose Indicator
- 7000M - Single Pushbutton Operation for Harsh Washdown Applications
- 4300M - Checkweighing Capability
- 9000XLMIS - Intrinsically Safe

Atlas Scale Series Dimensions:

| Column Height | Base Size | Top of Platter to Readout (A) | Total Scale Depth (B) | Depth From Back Edge of Platter to Front of Column (C) | Capacities Available (lb) |
|---------------|-----------|-------------------------------|-----------------------|--|---------------------------|
| 14" | 10" x 10" | 14.5" | 14.25" | 1.75" | 2, 5, 10, 25 or 50 |
| 14" | 12" x 12" | 13.25" | 16.5" | 2" | 50 or 100 |
| 14" | 15" x 15" | 13" | 19.25" | 1 - 3/4" | 50, 100 or 200 |
| 20" | 15" x 15" | 21.75" | 21" | 3.5" | 50, 100 or 200 |
| 20" | 18" x 18" | 20.5" | 24" | 3.25" | 50, 100, 150 or 300 |
| 20" | 18" x 24" | 20" | 23.25" | 2.25" | 60, 150, 300, 500 or 1000 |
| 20" | 24" x 24" | 20" | 29.25" | 2.25" | 60, 150, 300, 500 or 1000 |
| 30" | 15" x 15" | 31.75" | 21" | 3.5" | 50, 100 or 200 |
| 30" | 18" x 18" | 30.5" | 24" | 3.25" | 50, 100, 150 or 300 |
| 30" | 18" x 24" | 30" | 23.25" | 2.25" | 60, 150, 300, 500 or 1000 |
| 30" | 24" x 24" | 30" | 29.25" | 2.25" | 60, 150, 300, 500 or 1000 |



Doran Scales, Inc.

1315 Paramount Parkway, Batavia, IL 60510 1-800-262-6844 • Fax (630) 879-0073 • www.doranscales.com

GORON

Model 7000 Bench Scale



Shown with
optional
14" column.

ZERO
1000

7000 Features...

- Stainless Steel ZERO Pushbutton
- 1000% Overload "Quad Spring"™ Base
- Washdown Safe Stainless Steel Construction

Smart Design...
...Better Weighing



Model 7000

Stainless Steel Bench Scale

From the Stainless Steel ZERO pushbutton to the heavy-duty "Quad Spring" base, the Model 7000 Bench Scale is a scale engineered to work in the most demanding working environments.

► Ease of Operation

Tare a container, or zero the scale by simply pressing the ZERO button. The weight is displayed quickly and accurately in a large, bright red, six digit LED display. The meter can be mounted on a table, wall, or even under a shelf using the included U-bracket.

► Rugged & Reliable

Built like a tank, the Model 7000 has been designed for years of performance. The Stainless Steel ZERO button has two O-Ring seals to prevent water and debris from damaging the switch and the heavy gauge stainless steel construction resists damage that would crush other bench scales on the market.

► 1000% Overload DXL Base

1000% overload - that's **twice** as much as our closest competition. Protected to a maximum of 10 times the base load rating sets the new industry standard - a feature only available from Doran.

► Washdown Safe

The 304 stainless steel construction ensures easy cleanability and long life. The NEMA4X classification for washdown protection is made possible by the heavy gauge stainless steel construction and an innovative gasket design.



Model 7000 with a 10" x 10" base and 14" high APS column.

SPECIFICATIONS

| | |
|----------------------|---|
| Display: | 6 digit red LED, 0.56" high |
| Controls: | ZERO |
| Output: | Bi-directional RS-232 standard |
| Power: | 115/230VAC 50/60 Hz |
| Units: | lb, kg, g, oz, lb & oz |
| Construction: | 304 Stainless Steel (Meter:16 Gauge) (Base:7 Gauge Maximum) |
| Dimensions: | (Meter) 6" h x 10" w x 3" d (Base) 10" x 10" x 2"h; 12" x 12" x 3"h; 15" x 15" x 3"h |
| NTEP: | (Meter) CC#99-129 10,000d, Class III (Base) CC#97-097A1 5000d, Class III |
| Warranty: | Two Years Parts & Labor |
| Options: | 230VAC Operation 14", 22", or 30" APS Column Stainless Steel Load Cell 4-20 mA Analog Output |

MODEL SELECTION CHART

| Model No. | Base Size | Capacity | |
|-----------|-----------|------------|------------|
| | | lb | kg |
| 7002 | 10" x 10" | 2 x 0.0005 | 0.9 x 0.2g |
| 7005 | | 5 x 0.001 | 2.3 x 0.5g |
| 7010 | | 10 x 0.002 | 4.5 x 1g |
| 7025 | | 25 x 0.005 | 11.3 x 2g |
| 7050 | | 50 x 0.01 | 22.7 x 5g |
| 7050/12S | 12" x 12" | 50 x 0.01 | 22.7 x 5g |
| 7100/12S | | 100 x 0.02 | 45 x 10g |
| 7050/15S | 15" x 15" | 50 x 0.01 | 22.7 x 5g |
| 7100/15S | | 100 x 0.02 | 45 x 10g |
| 7200/15S | | 200 x 0.05 | 91 x 20g |

(10,000d resolution user selectable)

Your Local Doran Distributor:

Meter Only - Model 7000M

The 7000M is a stand-alone indicator for use with your current base or floor scale, or any Doran base. With its rugged construction, the 7000M will soon become your preferred scale indicator



Doran Scales, Inc.

1315 Paramount Pkwy • Batavia, Illinois 60510
1-800-262-6844 • Fax 630-879-0073
www.doranscales.com