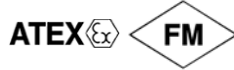



Stainless Steel Single Point Load Cell



FEATURES

- Capacities 15 - 150kg
- Stainless steel construction
- Single point 400 x 400mm platform
- IP65 protection
- Available with UNC threads only

OPTIONAL FEATURES

- EEx ia IIC T4 hazardous area approval
- FM approval available

DESCRIPTION

Model 1140 is a low profile single point load cell designed for direct mounting of low cost weighing platforms.

The small physical size, combined with high accuracy and low cost, makes this load cell ideally suited for low profile bench and counting scales. For wash-down protection an optional IP65 encapsulation protection is available.

Constructed from stainless steel this high accuracy load cell is approved to Factory

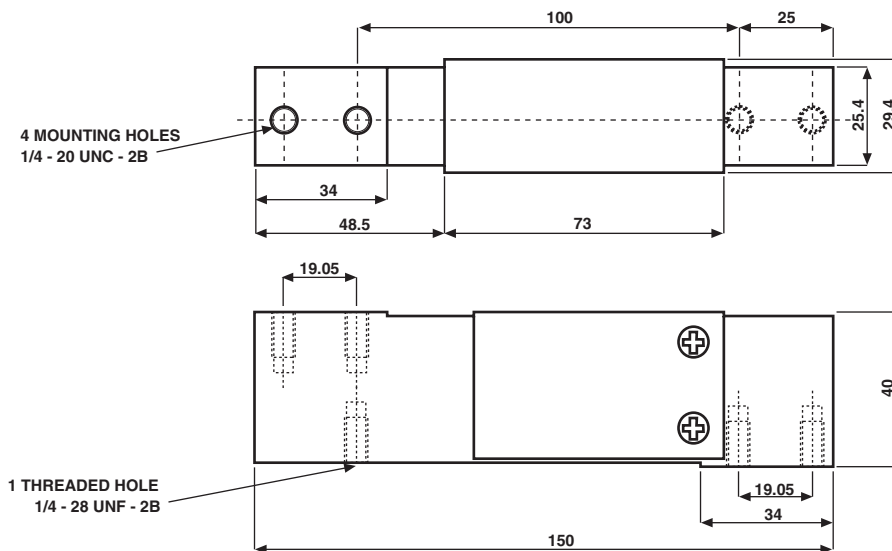
Mutual and other stringent approval standards.

The two additional sense wires feed back the voltage reaching the load cell. Complete compensation of changes in lead resistance due to temperature change and/or cable extension, is achieved by feeding this voltage into the appropriate electronics.

APPLICATIONS

- Harsh environment small platforms
- Harsh environment check weighing

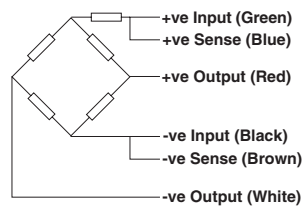
OUTLINE DIMENSIONS in millimeters



SPECIFICATIONS

PARAMETER	VALUE	UNIT
Rated capacity-R.C. (E_{max})	15, 20, 30, 50, 75, 100, 150	kg
NTEP/OIML Accuracy class	Non-Approved	
Maximum no. of intervals (n)	3000	
Rated output-R.O.	2.0	mV/V
Rated output tolerance	0.2	±mV/V
Zero balance	0.2	+mV/V
Zero Return, 30 min.	0.0170	±% of applied load
Total Error (per OIML R60)	0.0200	±% of rated output
Temperature effect on zero	0.004	±% of rated output/°C
Temperature effect on output	0.0010	±% of load/°C
Eccentric loading error	0.0074	±% of rated load/cm
Temperature range, compensated	-10 to +40	°C
Temperature range, safe	-20 to +70	°C
Maximum safe central overload	150	% of R.C.
Ultimate central overload	300	% of R.C.
Excitation, recommended	10	Vdc or Vac rms
Excitation, maximum	15	Vdc or Vac rms
Input impedance	385±15	Ohms
Output impedance	350±3	Ohms
Insulation resistance	>2000	Mega-Ohms
Cable length	1.0	m
Cable type	6 wire, PVC, single floating screen	Standard
Construction	Stainless steel	
Environmental protection	IP65*	
Platform size (max)	400 x 400	mm
Recommended torque	Up to 30kg: 7.0 50kg & up: 10.0	N*m

* IP67 available on request

WIRING SCHEMATIC DIAGRAM

VISHAY TRANSDUCERS (VT) SALES OFFICES

VT Americas
City of Industry, CA
PH: +1-626-858-8899
FAX: +1-626-332-3418
vt.us@vishaymg.com

VT Netherlands
Breda
PH: +31-76-548-0700
FAX: +31-76-541-2854
vt.nl@vishaymg.com

VMG UK
Basingstoke
PH: +44-125-646-2131
FAX: +44-125-647-1441
vt.uk@vishaymg.com

VMG Israel
Netanya
PH: +972-9-863-8888
FAX: +972-9-863-8800
vt.il@vishaymg.com

VMG Germany
Heilbronn
PH: +49-7131-3901-260
FAX: +49-7131-3901-2666
vt.de@vishaymg.com

VT China
Tianjin
PH: +86-22-2835-3503
FAX: +86-22-2835-7261
vt.prc@vishaymg.com

VMG France
Chartres
PH: +33-2-37-33-31-20
FAX: +33-2-37-33-31-29
vt.fr@vishaymg.com

VT Taiwan*
Taipei
PH: +886-2-2696-0168
FAX: +886-2-2696-4965
vt.roc@vishaymg.com
*Asia except China



Notice

Specifications of the products displayed herein are subject to change without notice. Vishay Intertechnology, Inc., or anyone on its behalf, assumes no responsibility or liability for any errors or inaccuracies.

Information contained herein is intended to provide a product description only. No license, express or implied, by estoppel or otherwise, to any intellectual property rights is granted by this document. Except as provided in Vishay's terms and conditions of sale for such products, Vishay assumes no liability whatsoever, and disclaims any express or implied warranty, relating to sale and/or use of Vishay products including liability or warranties relating to fitness for a particular purpose, merchantability, or infringement of any patent, copyright, or other intellectual property right.

The products shown herein are not designed for use in medical, life-saving, or life-sustaining applications. Customers using or selling these products for use in such applications do so at their own risk and agree to fully indemnify Vishay for any damages resulting from such improper use or sale.