



225 NAVIGATOR

MODEL 225 DIGITAL WEIGHT INDICATOR



LEGAL FOR TRADE



240 x 64 Pixel Graphics Display with transfective technology allows the 225's display to be viewed under any lighting conditions from direct sunlight to total darkness. One-inch-high (25 mm) weight characters make viewing easy.

The Navigator's Powerful Graphics LCD!



DIGITAL FILL CONTROL

The 225 Navigator's easy-to-use set-up screens economize time configuring weighing operations. You can easily configure and update the 225 Navigator to meet your specific operational requirements for your weighing application.

```

Digital Fill Control Menu
1. SPEED=16          6. DUMP GATE=NO
2. GATE SEQ=1       7. AUTO DUMP=NO
3. AUTO TRIM=NO     8. DCUMLATE=NO
4. AUTO PRNT=NO     9. AUTO TARE=NO
5. MULT DROP=NO
Enter Selection: 0  EXIT
    
```



TRUCK ID STORAGE

Entering, viewing, and storing truck names is easy with

the 225 Navigator's convenient Truck ID menu. Complete alphanumeric descriptions for truck and material prompts make storing and recalling tare weight values quick and simple.




BATCHING OPERATIONS

The 225 Navigator's dazzling graphics display is perhaps most apparent during batching set-up. Formula ingredients can be named for quick recognition, and, if desired, Cardinal can custom program display prompts and images.



```

Batcher Menu
1. SPEED=1          6. DUMP GATE=NO
2. GATE SEQ=1       7. AUTO DUMP=NO
3. AUTO TRIM=NO     8. DCUMLATE=NO
4. BIN COUNT=1
5. AUTO PRNT=NO
Enter Selection: 0  EXIT
    
```



VIEW UP TO 3 SCALES WITH TOTAL WEIGHT SIMULTANEOUSLY

With the optional dual scale input board, no special software is needed.



USE THE NAVIGATION KEYS TO TOGGLE BETWEEN SCALES

The 225 Navigator is the answer to monitoring multiple scales.

4 SOFT KEYS

Allows menu-driven, user-friendly operation

BACKLIT LCD

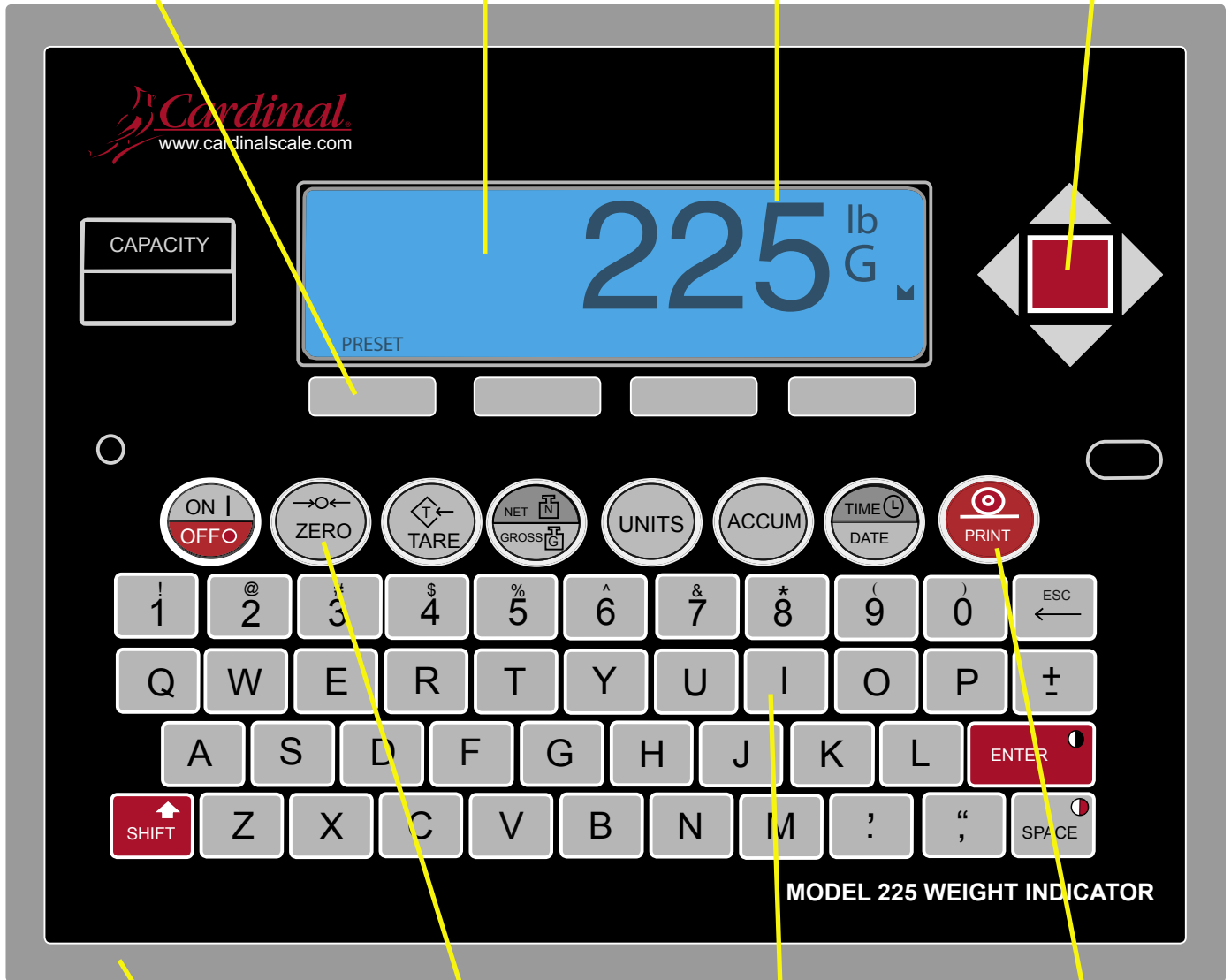
Bright and bold indoors or in direct sunlight

GRAPHICS DISPLAY

240 x 64 pixel graphics LCD

NAVIGATION KEYS

Interactive ENTER and scroll arrows



STAINLESS STEEL

Rugged NEMA 4X/ IP66 enclosure

FIXED FUNCTION KEYS

Easily accessible for commonly used tasks

QWERTY KEYBOARD

Full alphanumeric keyboard

PRINTER OUTPUT

VISUALIZER software for label/ticket creation

Completely Menu-Driven for Intuitive Set-up and Configuration

The convenient navigation keys on the right side of the indicator's keypad include an easy-to-use red ENTER button. The 225 Navigator is completely menu-driven, so you simply need to make your selection and let the 225 guide you through the set-up steps. For example, to configure ID Storage, select number 1 as the Mode of Operation. You can then access other ID-related set-up screen like ID Counter by answering follow-up questions. The 225 Navigator does the rest by configuring the normal operating screens such that each operational step associated with ID Storage is located within the four soft keys.





INFRARED (IR) DATA PORT
Allows remote operation of the 225 Navigator with special software on a pocket PC.



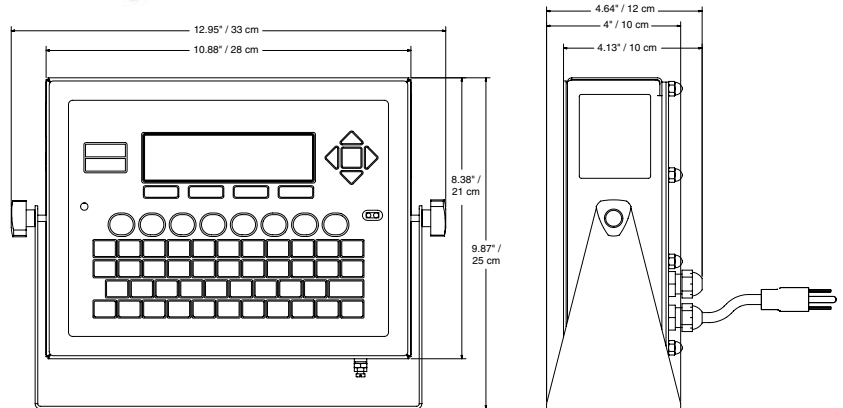
225 NAVIGATOR

DIGITAL WEIGHT INDICATOR

Cardinal's multifunctional 225 Navigator digital weight indicator features piece counting, checkweighing, batching, 200 ID fields, and much more. Enclosed in a rugged NEMA 4X/IP66 stainless steel enclosure for reliable operation in harsh environments, the 225 Navigator has what you need for fill control, vehicle weight management, and multiple scale monitoring.

VISUALIZER

Cardinal's 200 series indicators are enhanced by the company's proprietary **VISUALIZER** Ticket and Label Generation Software which also allows file transfer between the indicator and PC.



FEATURES:

- Piece count
- Digital fill control
- Checkweigher
- Multi-interval
- Multiple reports
- Adjustable filtering
- Multi-point calibration
- 8 input control lines
- 16 output control lines
- Electronic tally roll
- Alphanumeric keypad
- Consecutive numbering
- Gross, Tare, Net calculation
- Keypad and push button tare
- 16 preset weight comparators
- 200 IDs with cross reference
- Accumulator - gross, net, or batch

OPTIONS:

- External relay I/O
- Ethernet
- RS-232
- Allen Bradley® remote I/O
- Plastic or glass fiber optics
- Bluetooth®
- Ethernet/IP

SPECIFICATIONS:

- Display:** 240 x 64 pixel (5" W x 1.33" H / 127mm W x 34mm H) monochrome graphics LCD with white LED backlight
- Annunciators:** Zero, ID, mem, stable, accum, max, over, under, accept, 16 Preset Weight Comparators
- Keyboard:** 60 key keypad with QWERTY keys plus four soft keys and 13 function keys
- Units:** lb / kg / tn / t / g / oz / custom
- Division Value:** 1, 2, or 5 x 10, 1, 0.1, 0.01, 0.001, 0.0001
- Sample Rate:** 1 to 200 samples per second, selectable
- Auto Zero Range:** 0.5 or 1 through 9 graduations
- Excitation:** 12 VDC
- Sensitivity:** 0.5 μ V/division (0.02 - 3.3 mV/V input)
- Resolution:** 16 million internal / 240,000 displayed
- Power:** 110/230 VAC, 50 or 60 Hz
- Temp. Range:** -10 to +40° C / +14 to 104° F
- I/O:** 3 bi-directional RS232 / 1 bi-directional 20mA / 1 output only RS232/20 mA / 8 remote inputs / 16 control outputs

CERTIFICATIONS

The Model 225 Weight Indicator meets or exceeds Class III/III, 10,000 division accuracy requirements in accordance with NIST Handbook 44. A Certificate of Compliance Number 01-011 has been issued under the National Type Evaluation Program (NTEP) of the National Conference on Weights and Measures.



NOTICE OF APPROVAL PENDING



Cardinal Scale reserves the right to improve, enhance or modify features and specifications without prior notice. All registered trademarks are the property of their respective owners.

Cardinal
 Cardinal Scale Manufacturing Co.
 203 E. Daugherty, Webb City, MO 64870 USA
 Ph: 417-673-4631 or 800-441-4237 • Fax: 417-673-5001
 www.cardinalscales.com

SOLD BY: