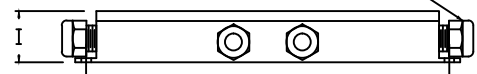
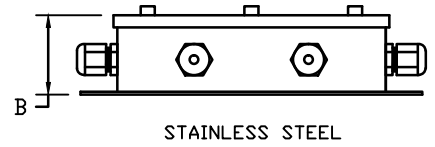
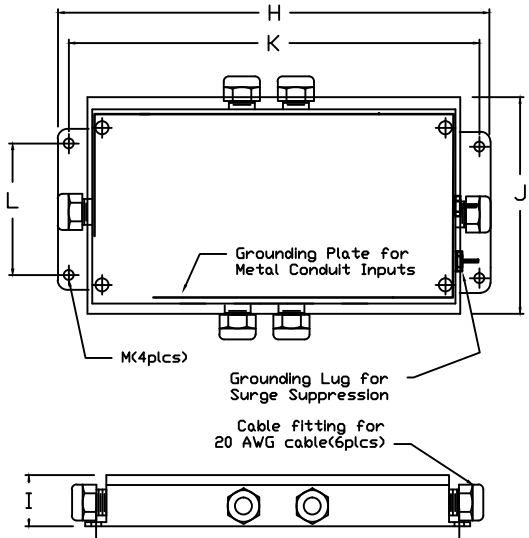
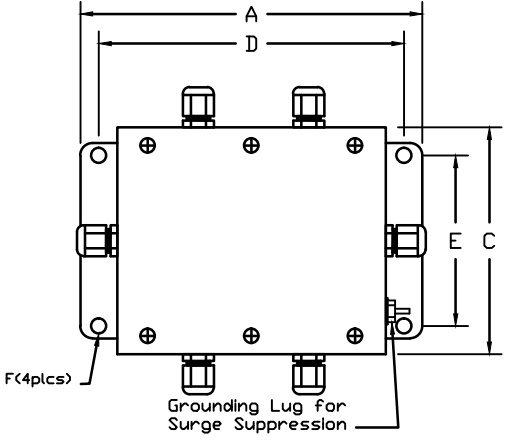
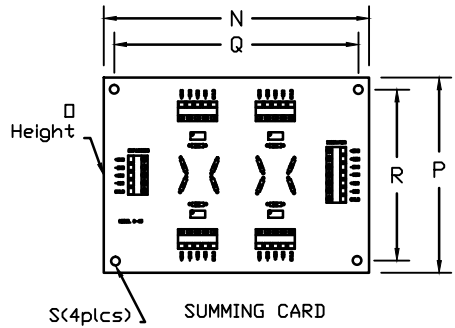


REVISIONS							
ZONE	LTR.	DESCRIPTION	DATE	ECN	BY	CKD	APVD
-	-	INITIAL RELEASE	10/01/08	-	-	-	-
A2	A	Rem (1) 8.89; Add(1) 7.75	10/01/12	-	FR	AA	AA

MODEL	PART NUMBER	DESCRIPTION
40	FP-40AS	MODEL 40 FIBERGLASS POLYESTER SUMMING BOX COMPLETE (SIGNAL TRIM)
	FP-40AE	MODEL 40 FIBERGLASS POLYESTER SUMMING BOX COMPLETE (EXCITATION TRIM)
	SS-40AS	MODEL 40 STAINLESS STEEL SUMMING BOX COMPLETE (SIGNAL TRIM)
	SS-40AE	MODEL 40 STAINLESS STEEL SUMMING BOX COMPLETE (EXCITATION TRIM)
	PN 2000-50	GROUNDING PLATE FOR METAL CONDUIT INPUTS



- TECHNICAL SPECIFICATIONS:**
- MODEL: 40
  - NUMBER OF LOAD CELL INPUTS: 4
  - LOAD CELL TRIM RANGE: SIGNAL TRIM  
350 OHM LOAD CELLS: 3%  
700 OHM LOAD CELLS: 5%
  - LOAD CELL TRIM RANGE: EXCITATION TRIM  
350 OHM LOAD CELLS: 5%  
700 OHM LOAD CELLS: 7%
  - LIQUID TIGHT STRAIN RELIEFS: 6
  - STRAIN RELIEF CABLE RANGE: 0.069 TO 0.395 INCHES
  - ALL CONNECTIONS VIA SCREW TERMINAL BLOCKS



40	DIMENSIONS					
	A	B	C	D	E	F
STAINLESS STEEL	9.81	1.87	6.50	9.00	4.37	0.25
FIBERGLASS	8.50	2.00	7.35	7.75	4.35	0.30
	N	D	P	Q	R	S
SUMMING CARD	6.79	0.75	5.00	6.25	4.30	0.14

**NOTES:**  
INSTALL OPTIONAL GROUNDING PLATE FOR CONDUIT INPUTS.

THIS DRAWING USES THIRD ANGLE PROJECTION

THIS DOCUMENT CONTAINS PROPRIETARY INFORMATION AND SUCH INFORMATION MAY NOT BE REPRODUCED OR DISCLOSED FOR ANY PURPOSE OR USED TO PRODUCE THE ARTICLE OR SUBJECT WITHOUT WRITTEN PERMISSION FROM COTI GLOBAL SENSORS, INC.

TOLERANCES UNLESS OTHERWISE SPECIFIED  
XX±.01  
XXX±.005  
FRACTIONS±1/16"  
ANGLES: ±1/2°

APPROVALS		DATE
DRAWN: MTSI		10/01/08
CHECKED: MB		10/01/08
ENGINEER: AA		10/01/08
APPROVED: AA		10/01/08

"DO NOT ALTER WITHOUT AGENCY NOTIFICATION"

**COTI GLOBAL SENSORS, INC.**

**MODEL 40 4 CHANNEL SUMMING JUNCTION BOX**

SCALE: NONE	SIZE: B	PART/DRAWING NO: DOD-40	REV: A
MODEL 40	SHEET 1 OF 1		