



Midrics complete scale

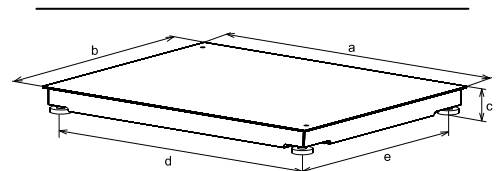
Painted version



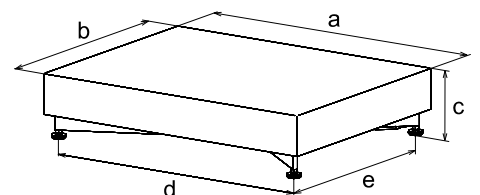
- 2 Display and Control Units
- 10 weighing ranges from 3 kg to 3 t
- 13 platform dimensions
- 2 verifiable versions, accuracy class III, resolution 3.000 e and 2 x 3.000 e
- 1 version non verifiable, resolution 15.000 d
- 4 x adjustable leveling feet, leveling equipment on verifiable version only

Platforms

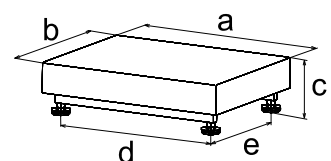
a (mm)	b (mm)	c (mm)	d (mm)	e (mm)	Design
320	240	85...100	275	195	...DC -
400	300	96...111	356	256	...ED -
500	400	110...125	455	355	...FE -
650	500	142...162	603	453	...GF -
800	600	142...162	752	552	...IG -
800	800	100...105	700	700	...II -
1000	800	100...105	900	700	...LI -
1000	1000	100...105	900	900	...LL -
1250	1000	100...105	1150	900	...NL -
1250	1250	100...105	1150	1150	...NN -
1500	1250	100...105	1400	1150	...RN -
1500	1500	100...105	1400	1400	...RR -
2000	1500	100...105	1900	1400	...WR -



Design3: ..II, ..LI, ..LL, ..NL, ..NN, ..RN, ..RR, ..WR

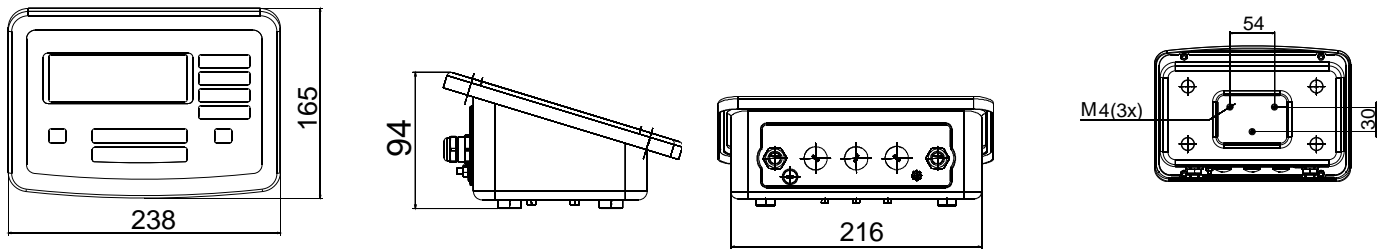


Design2: ..GF, ..IG



Design1: ..DC, ..ED, ..FE

Display- and Control unit



MW1P	Data interface:	Optional, 2	Display:	20 mm LCD, backlit
MW2P	Data interface:	Optional, 2	Display:	20 mm LCD, backlit
			Others:	Numeric keypad

Resolution (depends on the readability of the scale)

- NCE	2 x 3.000 e, verification scale intervals
- LCE	3.000 e, verification scale intervals
- L	15.000 d, scale intervals (digits)

Specifications

Maximum readability:	15.000d
Accuracy class:	Class III
Number of verification scale intervals:	3.000e, 2 x 3.000e
Data interface:	optional
Power supply:	100-240 V/AC
DC power supply:	optional, 24V/DC
AC power supply:	optional, 24V/AC
Temperature range:	-10°C ... +40°C
Electrical safety:	EN61010-1, EN60950 IEC1010-1, IEC950
Display- and Control unit:	remoted, optional with column for connecting to platform
Version:	Display- and Control unit stainless steel, platform steel
Ingress Protection Rate:	Display- and Control unit IP65 Platform IP 65
Weighing system:	Design1 and design2: Single Point load cell C 3 Design3: Four C 3 load cells
Load plate:	Design1 and design2: stainless steel 1.4301 (V2A) Design3: Epoxy coated Color: NCSS3502-B (RAL7040)
Others:	4 adjustable leveling feet Built-in level indicator Overload stop
Battery operation:	Optional via internal or external rechargeable battery pack
Limitation of emissions:	EN61326 Kl. B, (IEC61326)
Defined immunity to interference:	EN61326 Ind. (IEC61326)

Example-Order number MW1P1-60FE-L

Part 1:	MW1P	Display- and Control unit:	Application: Weighing
Part 2:	1-60FE	Platform:	60kg, L=500 mm x B = 400 mm
	-L	Resolution:	5g readability, non verifiable

Platform	Order no.	Weighing capacity in kg	Readability in g non verifiable verifiable			Material		Length platform cable in m
			- L	-LCE	-NCE	E: Stainless steel V: galvanized P: Epoxy coated	Load plate	
	1-3DC	3	0,2	1	0,5 / 1	E	V	2,5
	1-6DC	6	0,5	2	1 / 2	E	V	2,5
	1-15DC	15	1	5	2 / 5	E	V	2,5
	1-30ED	30	2	10	5 / 10	E	V	2,5
	1-30FE	30	2	10	5 / 10	E	V	2,5
	1-60ED	60	5	20	10 / 20	E	V	2,5
	1-60FE	60	5	20	10 / 20	E	V	2,5
	1-60GF	60	5	20	10 / 20	E	P	2,5
	1-60IG	60	5	20	10 / 20	E	P	2,5
	1-150FE	150	10	50	20 / 50	E	V	2,5
	1-150GF	150	10	50	20 / 50	E	P	2,5
	1-150IG	150	10	50	20 / 50	E	P	2,5
	4-150II	150	10	50	20 / 50	P	P	6
	4-150LL	150	10	50	20 / 50	P	P	6
	4-150NN	150	10	50	---	P	P	6
	1-300GF	300	20	100	50 / 100	E	P	2,5
	1-300IG	300	20	100	50 / 100	E	P	2,5
	4-300II	300	20	100	50 / 100	P	P	6
	4-300LL	300	20	100	50 / 100	P	P	6
	4-300NN	300	20	100	50 / 100	P	P	6
	4-600II	600	50	200	100/200	P	P	6
	4-600LI	600	50	200	100/200	P	P	6
	4-600LL	600	50	200	100/200	P	P	6
	4-600NL	600	50	200	100/200	P	P	6
	4-600NN	600	50	200	100/200	P	P	6
	4-600RN	600	50	200	100/200	P	P	6
	4-600RR	600	50	200	100/200	P	P	6
	4-600WR	600	50	200	100/200	P	P	6
	4-1500-II	1500	100	500	200/500	P	P	6
	4-1500LI	1500	100	500	200/500	P	P	6
	4-1500LL	1500	100	500	200/500	P	P	6
	4-1500NL	1500	100	500	200/500	P	P	6
	4-1500NN	1500	100	500	200/500	P	P	6
	4-1500RN	1500	100	500	200/500	P	P	6
	4-1500RR	1500	100	500	200/500	P	P	6
	4-1500WR	1500	100	500	200/500	P	P	6
	4-3000II	3000	200	1000	500/1000	P	P	6
	4-3000LI	3000	200	1000	500/1000	P	P	6
	4-3000LL	3000	200	1000	500/1000	P	P	6
	4-3000NL	3000	200	1000	500/1000	P	P	6
	4-3000NN	3000	200	1000	500/1000	P	P	6
	4-3000RN	3000	200	1000	500/1000	P	P	6
	4-3000RR	3000	200	1000	500/1000	P	P	6
	4-3000WR	3000	200	1000	500/1000	P	P	6

Sartorius AG
Weender Landstrasse 94-108
37075 Goettingen, Germany

Phone 0049.551.308.0
Fax 0049.551.308.3495

www.sartorius.com

Sartorius AG reserves the right to make changes to the technology, features, specifications and design of the equipment without notice
Status 01.2007