

# RLC RING TORSION LOAD CELL (0.25 → 10t)



## DESCRIPTION:

The RLC is a low profile, high performance stainless steel ring torsion type load cell.

This product is suitable for small and medium platform scales, hoppers and process weighing.

The fully welded construction and glass-to-metal cable-entry ensure that this product can be used successfully in harsh environments found in the food, chemical and allied process industries.

This product meets the stringent Weights and Measures requirements throughout Europe.

## FEATURES:

- Low profile, stainless steel construction
- Hermetically sealed, IP66/68
- Meets OIML R-60, **6000d**
- High bridge impedance
- ATEX certified versions are available for use in potentially explosive atmospheres
- Outputs are matched to ensure easy and accurate parallel connection of multiple load cells
- Multi-interval and multiple-range versions are available
- **CAPACITIES: 250 → 10000kg**

# RLC: SPECIFICATIONS

Standard Capacities (=E <sub>max</sub> )	t	0.25, 0.5, 1, 2, 3.5, 5, 10			0.5 <sup>2</sup> , 1, 2, 3.5, 5	
Accuracy Class According to OIML R-60		C2	C3	C4	C5	C6
Max. Number of Verification Intervals (n <sub>ic</sub> )		2000	3000	4000	5000	6000
Minimum Verification Interval (v <sub>min</sub> )		E <sub>max</sub> /7500	E <sub>max</sub> /10000	E <sub>max</sub> /10000	E <sub>max</sub> /15000	E <sub>max</sub> /15000
Minimum Verification Interval type MR		E <sub>max</sub> /15000	E <sub>max</sub> /20000	E <sub>max</sub> /20000	E <sub>max</sub> /25000	E <sub>max</sub> /28000
Combined Error	%S	≤ ± 0.0230	≤ ± 0.0230	≤ ± 0.0173	≤ ± 0.0140	≤ ± 0.0115
Hysteresis	%S	≤ ± 0.0250	≤ ± 0.0167	≤ ± 0.0125	≤ ± 0.0100	≤ ± 0.0083
Minimum Dead Load Output Return <sup>1</sup>	%S	≤ ± 0.0250	≤ ± 0.0167	≤ ± 0.0125	≤ ± 0.0100	≤ ± 0.0083
Creep Error (30 Minutes) <sup>1</sup>	%S	≤ ± 0.0245	≤ ± 0.0245	≤ ± 0.0184	≤ ± 0.0147	≤ ± 0.0123
Creep Error (20-30 Minutes) <sup>1</sup>	%S	≤ ± 0.0053	≤ ± 0.0053	≤ ± 0.0039	≤ ± 0.0032	≤ ± 0.0026
Temp. Effect on Min. Dead Load Output	%S/5°C	≤ ± 0.0095	≤ ± 0.0070	≤ ± 0.0070	≤ ± 0.0045	≤ ± 0.0045
T. Effect on Min. Dead Load Output MR	%S/5°C	≤ ± 0.0045	≤ ± 0.0035	≤ ± 0.0035	≤ ± 0.0028	≤ ± 0.0025
Temperature Effect on Sensitivity	%S/5°C	≤ ± 0.0050	≤ ± 0.0050	≤ ± 0.0040	≤ ± 0.0030	≤ ± 0.0025
Minimum Dead Load	%E <sub>max</sub>	0				
Maximum Safe Overload	%E <sub>max</sub>	150				
Maximum Safe Sideload	%E <sub>max</sub>	100				
Deflection at E <sub>max</sub>	mm	0.10 ± 0.02				
Excitation Voltage	V	5...15				
Maximum Excitation Voltage	V	30				
Rated Output (=S)	mV/V	2 ± 0.1 (1.75 ± 0.1 for 0.25t, 2.05 ± 0.1 for 10t)				
Output Accuracy for multiple LC systems	%	± 0.02				
Zero Balance	%S	≤ ± 1.0 (1.5 for 0.25 and 10t)				
Input Resistance	Ω	1110 ± 50 (1100 ± 50 for 0.25 and 10t)				
Output Resistance	Ω	1025 ± 25 (1025 ± 50 for 0.25 and 10t)				
Insulation Resistance	MΩ	≥ 5000				
Compensated Temperature Range	°C	-10...+40				
Operating Temperature Range	°C	-30...+70				
Storage Temperature Range	°C	-50...+80				
Element Material (DIN)		Stainless Steel 1.4542				
Sealing (DIN 40.050 / EN 60.529)		IP66 and IP68				
Recommended Torque on Fixation Bolts	Nm	12...14				
ATEX opt. for potent. explosive atmospheres <sup>3</sup>		II2G EEx ib IIC T4/T6 or II1D T70°C or II3G EEx nA II T4/T6 or II3D T70°C				

- 1 Applies for the temperature range -10 to +40 °C  
 2 Maximum application range for 0,5t is 0,75\*E<sub>max</sub>  
 3 Applies for the temperature range -20 to +40 °C

Accuracy classes C2, C3, C4, C5 and C6 are in agreement with the OIML recommendation R-60.  
 The following multi-interval versions are available:

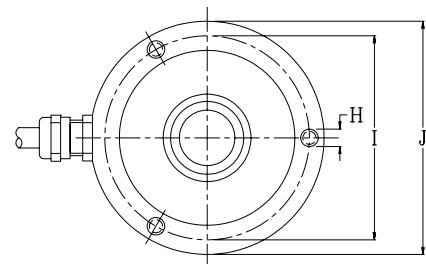
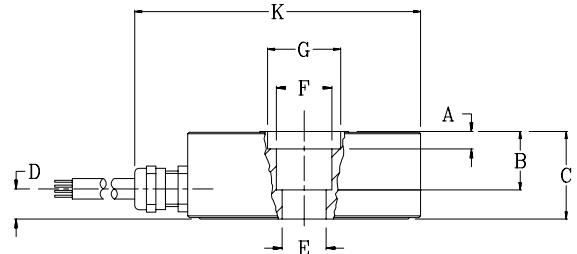

	0.5, 1, 2, 3.5, 5, 10	
	C3M16	C3M17.5
Minimum Deadload Output Return (DR)	½ E <sub>max</sub> /6000	½ E <sub>max</sub> /7500

The correct mounting of the load cells is essential to ensure optimum performance.  
 Performance may be affected if load cell cables are shortened. Further information is available on request.

## VISHAY REVERE TRANSDUCERS B.V.

Ramshoorn 7  
 Postbus 6909, 4802 HX Breda  
 The Netherlands  
 Tel: (+31) 76-5480700  
 Fax: (+31) 76-5412854  
 E-mail: info@revere.nl

Vishay Revere Transducers part of the Vishay Transducers group  
[www.vishaymg.com](http://www.vishaymg.com)



Capacity(t)	0.25, 0.5, 1	2, 3.5, 5	10
A	1.0	6.0	-
B	15.0	20.0	14.8
C	25.0	30.0	35.0
D	9.5	8.5	10.0
E	M10	15 H7	Ø24.9
F	Ø19	Ø19	Ø29.1
G	Ø25	Ø25	-
H	M6 (3x120°) 8 Deep		
I	Ø70	Ø70	Ø83
J	Ø80	Ø80	Ø95
K	97.5	97.5	112.5

### Cable specifications:

Cable length 5m (3m for 0.25, 0.5 and 1t versions).

Excitation + Pink  
 Excitation - Grey  
 Output + Brown  
 Output - White

**Cable screen is connected to load cell body.**

*All specifications subject to change without notice*

### Attention:

Dimensions: mm.  
 All dimension tolerances according to ISO 2768m, unless otherwise specified.